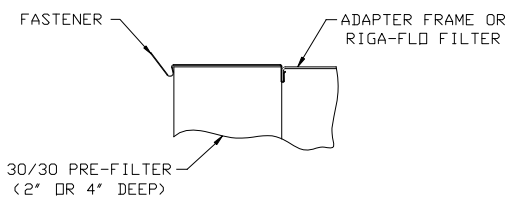
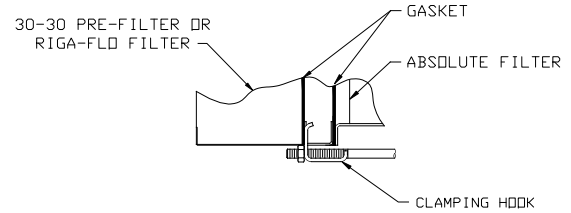


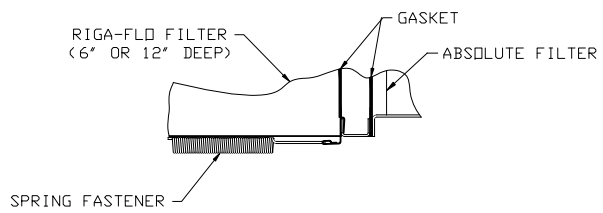
ABSOLUTE FILTER SIZE (ACTUAL)	MATERIAL	REQUIRED FASTENERS											
		30-30 PRE-FILTER				RIGA-FLO PRE-FILTER							
		2" DEEP	4" DEEP	QTY	TYPE	6" DEEP	12" DEEP	QTY	TYPE				
23-3/8 x 23-3/8	GALVANIZED & MILD STEEL	061179	001	061179	002	4	C-79	079618	000	062529	000	4	C-83
23-3/8 x 11-3/8													
11-3/8 x 23-3/8	TYPE 304 STAINLESS STEEL	083811	001	083811	002	4	C-79S	401034	001	401034	002	4	C-83S
23-3/8 x 23-3/8													
23-3/8 x 11-3/8													
11-3/8 x 23-3/8													



SECTION Z-Z
(SCALE: 1/2 = 1)

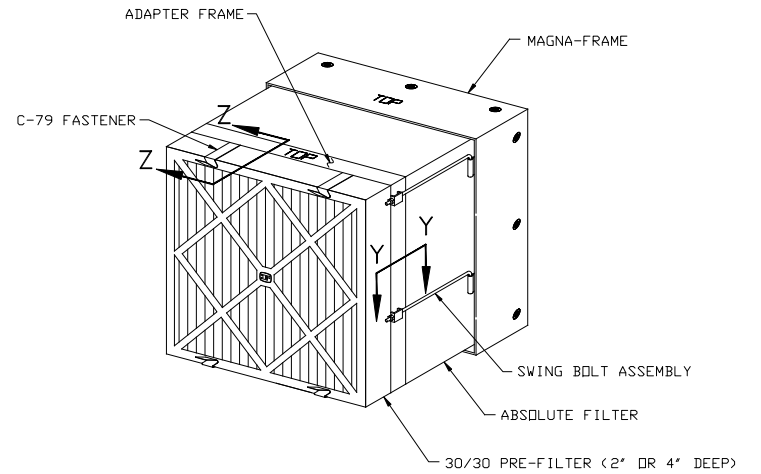


SECTION Y-Y
(SCALE: 1/2 = 1)

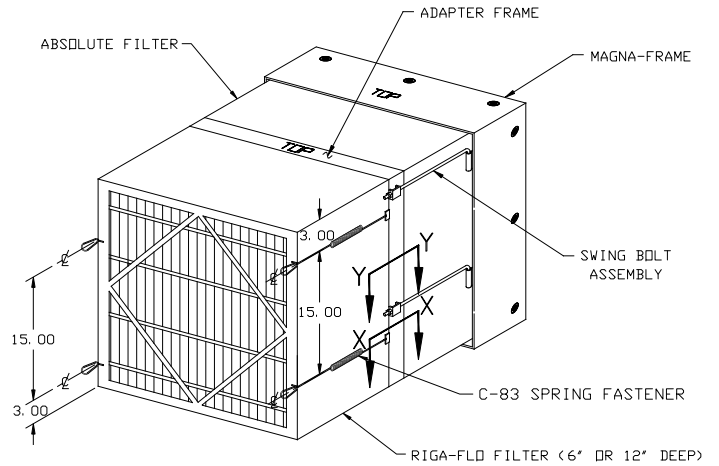


SECTION X-X
(SCALE: 1/2 = 1)

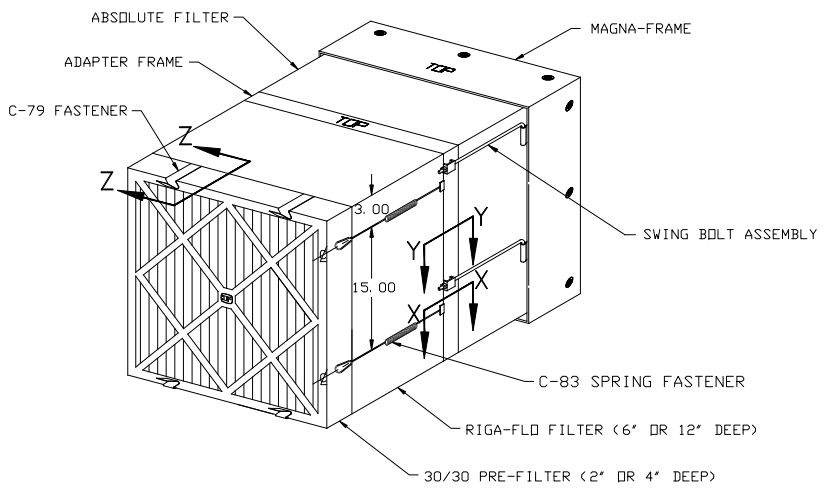
- NOTES:**
- REMOVE EXISTING SWING BOLT ASSEMBLIES AND REPLACE WITH NEW, LONGER ASSEMBLIES SUPPLIED WITH PRE-FILTER KIT.
 - CENTER THE ADAPTER FRAME OVER THE FACE OF THE ABSOLUTE (HEPA) FILTER AND CLAMP IN PLACE AS SHOWN IN SECTION Y-Y. (THE FACE OF ADAPTER FRAME WITHOUT THE NOTCHES GOES AGAINST THE ABSOLUTE FILTER. TIGHTEN FASTENERS UNIFORMLY TO 30 INCH-LB. OF TORQUE.
 - OPTIONS:
 - 30-30 PRE-FILTER:** ATTACH THE FOUR (4) C-79 FASTENERS TO THE TOP & BOTTOM FACE OF THE ADAPTER FRAME, APPROXIMATELY 4 INCHES FROM EACH CORNER, AS SHOWN IN SECTION Z-Z. ATTACH THE 30-30 PREFILTER TO THE ADAPTER FRAME USING THE C-79 FASTENERS.
 - RIGA-FLO PRE-FILTER:** ATTACH THE FOUR (4) C-83 FASTENERS TO THE SIDE FLANGE OF THE ADAPTER FRAME, AS SHOWN IN OPTIONS 'B' & 'C' AND SECTION X-X. ATTACH THE RIGA-FLO FILTER TO THE ADAPTER FRAME USING THE C-83 FASTENERS.
 - RIGA-FLO & 30-30 PRE-FILTERS:** ATTACH THE FOUR (4) C-83 FASTENERS TO THE SIDE FLANGE OF THE ADAPTER FRAME, AS SHOWN IN OPTIONS 'B' & 'C' AND SECTION X-X. ATTACH THE RIGA-FLO FILTER TO THE ADAPTER FRAME USING THE C-83 FASTENERS. ATTACH THE FOUR (4) C-79 FASTENERS TO THE TOP & BOTTOM FACE OF THE RIGA-FLO FILTER, APPROXIMATELY 4 INCHES FROM EACH CORNER, AS SHOWN IN SECTION Z-Z. ATTACH THE 30-30 PREFILTER TO THE RIGA-FLO USING THE C-79 FASTENERS.
 - SEE DRAWING 124251 FOR PRE-FILTER KIT ORDERING REFERENCE.
 - SEE DRAWING 401048 FOR 24 x 24, 24 x 12 AND 12 x 24 PRE-FILTER INSTALLATION INSTRUCTIONS.
 - THESE FASTENERS ARE NOT SUPPLIED AS PART OF THE PRE-FILTER KIT, THEY MUST BE ORDERED SEPARATELY.



OPTION A: WITH 30-30 PRE-FILTER



OPTION B: WITH RIGA-FLO PRE-FILTER



OPTION C: WITH RIGA-FLO & 30-30 PRE-FILTERS

E	1/22/03	REVISED PER SALES	14955-Y	AC	CAM	CSB
A	11/20/95	FIRST ISSUE	10413-S	JWC	CAM	CSB
REV.	DATE	DESCRIPTION	END	DFT	CK	APP



©Camfil <http://www.camfil.com>

DESCRIPTION
MAGNA-FRAME II & III
PRE-FILTER KIT (ADAPTER FRAME)
INSTALLATION INSTRUCTIONS

SHEET	DRAWING NUMBER:	REV.
1 OF 1	124254	E